

TEACH California Lesson Planner

Step 1: Provide basic information to describe the lesson

Date:

Teacher(s) Name:

Grade Level(s):

Title of Lesson:

Content Areas:


Brief Description of Lesson:

Step 2: Set goals

Describe what you want students to know and be able to do. Don't just say 'They will learn about.....' Describe the knowledge, skills, strategies, and attitudes they will gain.

What California standard(s) will be addressed?

Check California Content Standards Online at <http://www.cde.ca.gov/standards/>

A large, empty rectangular text box with a vertical scrollbar on the right side, intended for the user to enter the California content standards to be addressed.


Step 3: Generate Interest and Discussion

Why would students care about this lesson? What questions might generate interest and discussion?

A large, empty rectangular text box with a vertical scrollbar on the right side, intended for the user to provide reasons why students would care about the lesson and potential discussion questions.


Step 4: Assess student learning

What methods and tools will be used for you and your students to assess learning and achievement of lesson goals? How will you and your students know if goals have been met?



Step 5: Put the Lesson in Context

What interests, previous knowledge or experience will help students achieve the goals for this lesson? What other lessons or topics does this lesson relate to? ? In what ways is this lesson challenging, authentic, and multidisciplinary? How can the use of technology support student learning?




Step 6: Specify Learning Activities and Tasks

What will students actually DO to build knowledge and skills; learn independently and with others; demonstrate knowledge, ability, and creativity; and manage learning?




Step 7: Identify the Teaching Strategies used

What instructional strategies and practices will be used? How will the learning environment support achieving the lesson goals? How can technology be used to promote achievement of lesson goals?



Step 8: Specify requirements for the learning environment

Where and how will the students work? Classroom, lab, groups, etc.? How will you provide for students with special needs? How can you modify this lesson to accommodate individual learning needs? What human, material and technology resources are needed?



Step 9: Evaluate the effectiveness of this lesson

After you have implemented this lesson plan, what questions must you answer to evaluate its effectiveness? What worked well? What didn't work well?

